


Take two pieces of corrugated paper.



Remove the exterior layer from one of the two pieces.





Then cut in it vertical, horizontal and oblique stripes wide about 4 cm.



Cut also different shapes, you may want to use them to decorate your frame!



Color all the stripes with acrylic colors.



Now put together all the cardboard stripes and shapes with some vinyl glue on the other cardboard.

Have fun and decorate your frame as you want!



Look at Momon's frames!