



Take a thin colored cardboard

Cut a square 15 cm wide




Draw two diagonal lines and cut along the lines.

Remember to stop in the middle!




Decorate the four triangles as you like

(Momon decided to put a picture of himself!)



Bend the cardboard every two corners to the center,
as you can see in the image.

Puncture the center close to the tip of the triangles.



Pass a pointy candle holder in the hole,

and fix it on the other side with a cork.

Then fix the cork with a pencil and... blow!

Your pinwheel is ready!

